



Space Monkey Blast Off!

Build a rocket and launch Curious George into space!

1. Build a Rocket

- Flatten the tip of one end of the short wide straw with your fingers. Seal with tape.
- Cut out one of George's rockets (below) and fold in half.
- Tape the rocket to the sealed end of the straw.

2. Launch It!

- Place the open end of George's rocket over the thin straw.
- Aim the rocket upwards, and blow into the bottom of the thin straw. Watch it fly!
- How do you launch your rocket if you want it to go far? How do you launch it if you want it to go high?

3. Test a Different Design

- What will happen if you change the design of your rocket? Make a prediction, then test it out.
- Try launching your rocket with a paperclip attached to the top of it.
- Then try the rocket without the paperclip.
- Which design flies farther? Why do you think that is? What does testing help you discover about your rocket?



Materials

wide straw, cut into thirds




thinner straw, full length

tape

scissors

Curious George rocket cut-out, folded in half

paper clips



Visit pbskids.org/curiousgeorge and check out curiousgeorge.com for more online fun.